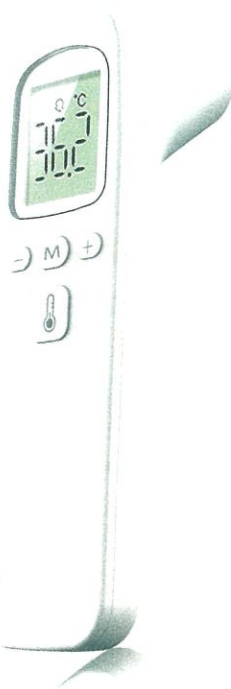


**Clinical Forehead Thermometer**  
Precision · Speed · Safety

**FTW01**



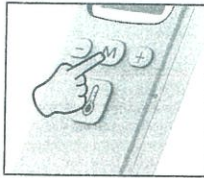
## User's Guidance

### Precautions

1. This product obtains body temperature by measuring the forehead temperature of the human body.
2. Always use a cotton swab to dip a small amount of medical alcohol to clean the thermal head, and avoid dust covering the thermal head lens to make the measurement result incorrect.


### Proper temperature measurement steps

Take anthropometric mode as an example.




#### How to Power On/Off? ▼

1. Press the M button to power on.
2. Press the M button again to power off or automatically power off without operation in 60s.



#### How to measure temperature? ▼

1. Power on the device.
2. Point to forehead with 15-50mm distance.
3. Press the largest measuring button to measure.



#### How to switch measuring mode? ▼

1. Power on the device.
2. Press "-" button to switch body/surface mode.




#### How to switch C/F? ▼

1. Power off the device.
2. Press and hold "-" button for 5s until "Fl" sign appears in left corner.



#### How to access log function? ▼

1. Power off the device.
2. Press "+" button to access history temperature data.
3. Press "-" button again to browse other data.
4. Power off to quit.



#### How to turn off the beep? ▼

1. Power off the device.
2. Press and hold "-" button for 5s until "Fl" sign appears.
3. Press "+" button to turn on/off the beep. (volume sign means on)
4. Power off the device to save.

#### Note:

When the measure temperature dose not feel the same as your temperature, it is recommended to take another measurement under the ear.